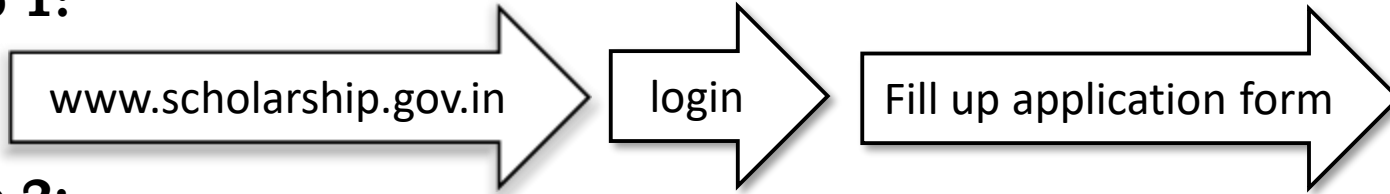



Flow Chart of the Process for Stipend form submission

Step 1:




Step 2:



Step 3:



Step 4:



Step 5:

Submit a hard copy of the application form along with all required documents to the Stipend Branch.
The application form will be accepted only after the ***“Student Undertaking Form and Payment”*** have been received.

(N.B.: Hard Copy Submission for Fresh applicants only. **A separate notice will be notified for renewal applicants.**)

{ “Students’ Undertaking Form” }

is

Mandatory


for All

For More Detail:

Go to “Students Undertaking” in “Guideline and Flowchart”

Directions to Avoid Common Mistakes

1. Roll no.:



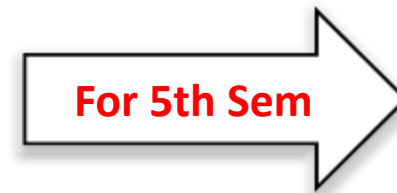
2. Present Year:



Year = 1




Year = 2



Year = 3

Directions to Avoid Common Mistakes

3. Fee Receipt



**Dera Natung Government College,
Itanagar**
PO. : R. K. Mission Itanagar* Arunachal Pradesh 791113

Payment Fees Receipt

SSID : 81190 (Use By Bank)
Name: [REDACTED]
Programme: B.A
Sem: 1
Session: July 2022 - December 2022
Receipt Number: 218 [REDACTED]
SID: 0101030120 [REDACTED]

Fees Detail:

Fees Head	Fees Amount	Fees Head	Fees Amount	Fees Head	Fees Amount
COLLEGE ADMISSION FEE	4480.00				
TOTAL					Rs. 4,480.00
INR FOUR THOUSAND AND FOUR HUNDRED AND EIGHTY					

NOTE:
THIS IS A COMPUTER-GENERATED DOCUMENT AND IT DOES NOT REQUIRE A SIGNATURE.

Deduction u/s. 80C of Income Tax Act, tuition fees paid for the education of children can be claimed wide this receipt. No separate certificate will be issued.

Payment : online

Transaction Id :202222028 [REDACTED]	Date and time :08-08-2022 16:46:13	Paid Amount : 4480
---	---------------------------------------	--------------------

Important point to be noted:

For all up to date information regarding:

1. Application form submission 2. Verification Stages 3. Money disbursement.

Visit NSP portal



Login to your account



Check for current
Status from time to
Time



Current Status	
Application Id	AR2021 [REDACTED]
Application Status	Application sent to PFMS for Payment
Verification Details	
Application Verified BY School/Institute/College	Yes
Application Verified BY State/Board Officer	Yes
Applicant Aadhaar Verified	Yes
Application Found Duplicate By System	No
Selected For Scholarship/Merit List	Yes
Scholarship Amount Processed From NSP to PFMS	Yes - (PFMS Token no: CP009231052 [REDACTED])
Payment File Details:	
Token Number:	CP0092310 [REDACTED]
Scholarship Amount:	[REDACTED]
SMS text sent to Applicant for Account updation and sms sent date:	
NA	NA
Account Change status:	
Account Status	NA
IFSC Code provided during the application submission:	SBINXXX [REDACTED]
Account No. provided during the application submission:	XXXXXX [REDACTED]
IFSC after exercising account change option:	NA
Account number after exercising account change option:	NA
Account Validation status:	
Account Validation Status:	Account validated and name matched as per NSP guidelines
Scholarship Payment Status:	
Scholarship Payment Status:	Payment file generated. Scheme owner ministry / department is yet to digitally sign the payment file

*If bank account validation for the account provided during the application submission is failed, account change

*****Do not Rely Solely on SMS or Email*****

Important points to be noted:

- ✓ **Your Aadhaar number must be linked and seeded with your bank account.**
- ✓ **Your mobile number must be linked to both your bank account and Aadhaar number.**
- ✓ **Provide only an active and valid bank account number and mobile number, as specified in points 1 and 2.**
- ✓ **Do not change your bank account number or mobile number until you have completed your course.**